



COMMONWEALTH GAMES AUSTRALIA

A.B.N. 55 165 736 898

Level 2, 180 Albert Rd
South Melbourne, VIC 3205

PO Box 586
South Melbourne
VIC 3205, Australia

T: +61 (03) 9453 9300

enquiries@commonwealthgames.com.au
commgamesaus.com

JOIN US:



@commgamesAUS



COMMONWEALTH GAMES
AUSTRALIA

ANNUAL REPORT 2018



CONTENTS

COMMONWEALTH GAMES AUSTRALIA	1
AUSTRALIA AT THE COMMONWEALTH GAMES	3
PRESIDENT’S REPORT	5
CHIEF EXECUTIVE OFFICER’S REPORT	7
TRIBUTE TO SAM COFFA	9
STRATEGIC PLAN 2016 – 2022	11
BAHAMAS 2017 AUSTRALIAN TEAM MEDALLISTS & MEDAL TALLY	13
GOLD COAST 2018 BY THE NUMBERS	15
CHEF DE MISSION’S REPORT	17
2018 AUSTRALIAN TEAM BY THE NUMBERS	19
GOLD COAST 2018 AUSTRALIAN TEAM MEDALLISTS & MEDAL TALLY	21
COMMUNITY ENGAGEMENT	28
CGA FUNDING 2015–2018	30
SPONSORS	35
COMMONWEALTH GAMES FEDERATION	33
FUNDRAISING	34
THE COMMONWEALTH BY THE NUMBERS	35
FINANCIAL REPORT	37



COMMONWEALTH GAMES AUSTRALIA

PATRON IN CHIEF

His Excellency General the Honourable Sir Peter Cosgrove AK MC (Retd), Governor-General of the Commonwealth of Australia

PATRON

The Hon. Scott Morrison MP, Prime Minister of Australia

PRESIDENT

Mr Sam Coffa AM JP

VICE PRESIDENTS

Mrs Geraldine Brown
Mr Mike Victor OAM

CHIEF EXECUTIVE OFFICER

Mr Craig Phillips

GENERAL MANAGER CORPORATE

Ms Di O'Neill

GENERAL MANAGER TEAM PERFORMANCE

Mr Tim Mahon

GENERAL MANAGER MARKETING AND COMMUNICATIONS

Mr Jonathon Monasso

ADMINISTRATION MANAGER

Ms Michelle Koster

MANAGER YOUTH PROGRAMS

Miss Danusia Pietrzak

COMMUNICATIONS AND DIGITAL COORDINATOR

Mr Tom Robertson

FINANCE OFFICER

Ms Liz Taylor

BOARD OF MANAGEMENT

Mr Neil Dalrymple
Ms Marne Fechner
Ms Leeanne Grantham
Mr Grant Harrison
Mr Ben Hartung
Mr Ben Houston
Mr Scott Houston
Mr Graeme Johnson
Mr Lynden Jones
Ms Anne Lord OAM
Mr David Mandel
Mr Anthony Moore
Mr Derek O'Leary
Mr John Saul
Mr Ted Tanner
Mr Alex Vallentine
Mr Ben Whitaker

LIFE MEMBERS

Sir Harold Alderson Kt MBE*
Sir Edgar Tanner Kt CBE ED*
Mr William Berge Phillips OBE*
Mr John F Howson OBE*
Mr V Norman Gailey AM MBE*
Mr Leslie J Martyn MBE OSJ
Mrs Peggy Tunstall OAM*
Mr Ray Godkin OAM
Mr J S W Eve MBE*
Mr William J Young AM MBE*
Mr Arthur J Hodson MBE*
Mr Arthur Tunstall OBE*
Mr Sydney B Grange AO OBE MVO CD*
Mrs Doris Magee AM MBE*
Mr Graeme T Briggs AM*
Mr Cedric Baxter OAM
Mr Sol Spitalnic OAM*
Mr (Perry) Norman Cunico*
Mr Peter Anderson OAM
Mr Sam Coffa AM JP
Mr Don Stockins OAM
Mr Perry Crosswhite AM
* deceased

STATE DIVISION SECRETARIES

New South Wales

Mr Peter Tate
PO Box 386
Sydney Markets NSW 2129

T: (02) 8116 9813

E: nsw@commonwealthgames.com.au

Queensland

Mr Michael Brierley
PO Box 7369
Redland Bay QLD 4165

T: 0414 288 679

E: qld@commonwealthgames.com.au

Victoria

Mr Ian Williams
PO Box 950
Moonee Ponds VIC 3039

T: 0419 555 987

E: ian.williams@bigpond.com

South Australia

Mr Barry Stanton
1A Sussex Street
Henley Beach SA 5022

T: (08) 8235 1003

E: barryandkathy@hotmail.com.au

Western Australia

Ms Lisa Lilleyman
PO Box 268
Tuart Hill WA 6939

T: (08) 9440 4211

E: wa@commonwealthgames.com.au

Tasmania

Ms Mary Bell
PO Box 217
New Town TAS 7008

T: 0407 113 332

E: acgatas@bigpond.com



AUSTRALIA AT THE COMMONWEALTH GAMES

YEAR	DATES	ATHLETES	OFFICIALS
1911 London	12 May	7	1
1930 Hamilton	16 - 23 August	9	2
1934 London	4 - 11 August	17	2
1938 Sydney	5 - 12 February	158	11
1950 Auckland	4 - 11 February	148	20
1954 Vancouver	30 July - 7 August	78	13
1958 Cardiff	18 - 26 July	105	14
1962 Perth	22 November - 1 December	208	30
1966 Kingston	4 - 13 August	101	23
1970 Edinburgh	16 - 25 July	107	25
1974 Christchurch	24 January - 2 February	168	34
1978 Edmonton	3 - 12 August	148	42
1982 Brisbane	30 September - 9 October	208	54
1986 Edinburgh	24 July - 2 August	235	69
1990 Auckland	24 January - 3 February	247	68
1994 Victoria	18 - 28 August	241	92
1998 Kuala Lumpur	11 - 21 September	311	130
2002 Manchester	25 July - 4 August	355	151
2006 Melbourne	15 - 26 March	425	168
2010 Delhi	3 - 14 October	368	179
2014 Glasgow	23 July - 3 August	409	184
2018 Gold Coast	4 - 15 April	473	283
		4526	1595

G	S	B	TOTAL	OPENING CEREMONY FLAG BEARER	CHEF DE MISSION/ GENERAL MANAGER
2	2	4	8		Richard Coombes
3	4	1	8	Bobby Pearce	Hugh Weir
8	4	2	14	Noel Ryan	Herbert Maxwell
25	19	22	66	Dunc Gray	Wilfred Kent Hughes
34	27	19	80	Mervyn Wood	Harold Wilkes
20	11	17	48	Dick Garrard	Jim Eve
27	22	17	66	Ivan Lund	Jim Eve
38	36	31	105	Tony Madigan	Edgar Tanner
23	28	22	73	David Dickson	Bill Young
36	24	22	82	Pam Kilborn	Arthur Tunstall
29	28	25	82	Michael Wenden	Bill Young
24	33	27	84	Sal Sansonetti, Remo Sansonetti	Les Martyn
39	39	29	107	Rick Mitchell	Jim Barry
40	46	35	121	Michael Turtur	Arthur Tunstall
52	54	56	162	Lisa Curry-Kenny	Arthur Tunstall
87	52	42	181	Ian Hale	Arthur Tunstall
80	61	57	198	Kieren Perkins	Don Stockins
82	62	63	207	Damian Brown	Don Stockins
84	69	68	221	Jane Saville	John Devitt
74	56	49	179	Sharelle McMahon	Steve Moneghetti
49	42	46	137	Anna Meares	Steve Moneghetti
80	59	59	198	Mark Knowles	Steve Moneghetti
939	778	713	2427		

PRESIDENT'S REPORT



GOLD COAST 2018 WAS THE FIFTH COMMONWEALTH GAMES HOSTED IN AUSTRALIA AND IT DEMONSTRATED ONCE AGAIN, THAT WHEN WE HOST THE GAMES, WE DO IT VERY WELL.

I AM EXTREMELY PROUD THAT MY FINAL GAMES AS PRESIDENT OF COMMONWEALTH GAMES AUSTRALIA (CGA) WAS A SUCCESSFUL GAMES FULL OF FIRSTS.

Gold Coast 2018 was the first Games hosted in an Australian regional centre, and it is a credit to the City of Gold Coast, the Queensland Government and all the people of Queensland that the Games were run so smoothly and have left such a lasting positive impact.

Equal medal opportunities for men and women was another landmark change made for Gold Coast 2018 that I am sure will now be the standard for Games going forward. That is an important change and one that CGA is proud to have championed.

One of the great successes of Gold Coast 2018 was undoubtedly the integrated para sport program – the largest ever staged at the Commonwealth Games. Through the integrated program, the performance of para athletes was showcased like never before and Australians were able to marvel at Kurt Fearnley's gutsy marathon victory, Madison de Rozario's gold medal double and Milly Tapper's history making gold medal in the table tennis. What was achieved with the para sport program at Gold Coast 2018 should be the benchmark for future Games.

Gold Coast 2018 was first event of its type to have a Reconciliation Action Plan (RAP). The Games did so much to connect with first Australians, and our proud Indigenous history was showcased so beautifully during the Opening Ceremony of the Games. CGA is committed to engaging with Indigenous communities and we are proud that our uniform was able to showcase elements of Indigenous artwork that had been developed for the Gold Coast 2018 RAP. CGA and our athletes worked closely with the Clontarf Foundation and Indigenous Marathon Project in lead up to the Games, forging meaningful partnerships we hope to see continue as part our commitment to connecting with communities.

The key to any sporting event is integrity and Gold Coast 2018 again raised the bar in regard to clean sport. CGA is proud to have worked closely with the CGF, ASADA and GOLDOC to ensure the highest levels of integrity via a world class anti-doping program.

By any measure, Gold Coast 2018 was a resounding success for the Commonwealth Games Movement and for CGA. That success was a team effort.

I congratulate GOLDOC CEO Mark Peters and his team for executing a memorable Commonwealth Games and thank my fellow GOLDOC Board Members led by Chairman Peter Beattie.

It is important that I acknowledge the wonderful support from the Commonwealth Games Federation led by Louise Martin CBE, the Australian Government, the Queensland Government and The City of Gold Coast.

The 2018 Games also provided me the opportunity to work with the Board of CGF as an appointed member representing the Host Nation. I enjoyed the experience and I offer my thanks to President, Louise Martin, and CEO, David Grevemberg, for making me feel comfortable and part of the team.

Our Australian Team was led superbly by Chef de Mission Steve Moneghetti and I thank him for all his hard work, not just for Gold Coast 2018, but acknowledge his efforts to lead our Australian teams for the last three Commonwealth Games. Steve's contribution to CGA has been immense as both an athlete and team official.

I would like to thank CGA Vice President's Geraldine Brown and Mike Victor who have both been wonderful supports to me throughout the Gold Coast 2018 campaign. Mike Victor has made an enormous contribution to CGA

and he steps down after playing an integral part in the delivery of the successful Gold Coast 2018 Games.

CGA CEO Craig Phillips and his staff have achieved so much in a short period of time. Gold Coast 2018 presented a wonderful opportunity for CGA and Craig and his team have done their very best to capitalise on the opportunity.

Thank you to the CGA Board of Management and I congratulate each of our member sports for their efforts in preparing their athletes and teams for a successful campaign.

Finally, I must acknowledge the 756 members of the Australian Team who did our country so proud at Gold Coast 2018.

The Commonwealth Games will leave a lasting legacy on the Gold Coast, but the most enduring legacy is always the memorable performances of our athletes and their triumphs.

While it will not be our sole measure of success, we will always strive to top the medal tally so our strong performance at Gold Coast 2018 was very satisfying. Our medal performance is an indication of many things, but above everything it is a strong reminder of how hard our athletes have worked.

It has been an honour to serve as CGA President. The success of Gold Coast 2018 has further strengthened Australia's connection with the Commonwealth Games movement. Our success as a Games host and the way Australians embrace the Games and our

teams means the Games will always have a home in Australia.

In closing please allow me say how proud I have been to lead the ACGA/CGA for the last 20 years.

It does not seem possible that 20 years have gone so quickly. I have enjoyed every single year, indeed, every single month, every week and every day.

Over that period we have experienced some turbulence and at some stages we had to make strong decisions but collective wisdom, positive thinking and the support of our constituent sports and the staff, has made the CGA the corporation it is today.

I like to single out two people for special mention. Perry Crosswhite, former CEO, who was with me for most of my tenure as President and worked incessantly for our organisation and Craig Phillips who took over from Perry and in just a few years has already stamped himself as a dynamic leader.

Both of them have managed to make me look good and feel great!

My heartfelt thanks to both of them and to all the staff members past and present.

SAM COFFA AM JP



CHIEF EXECUTIVE OFFICER'S REPORT



THIS REPORTING PERIOD HAS BEEN OF IMMENSE SIGNIFICANCE TO COMMONWEALTH GAMES AUSTRALIA.

While much of CGA's focus during the reporting year was on preparation for and participation at the Gold Coast 2018 Commonwealth Games, the year commenced with our 111 strong Team – 75 athletes and 36 officials – representing Australia with great distinction at the Bahama 2017 Commonwealth Youth Games (CYG).

As we have seen with previous CYG, the Bahamas was a proving ground for young athletes on their pathway to World Championship, Commonwealth and Olympic Games Teams. A full report was included in last year's Annual Report and the medal winning CYG performances are included in this report. CGA is indebted to Matt Cowdrey OAM for his selfless leadership of the Team.

To complement the Gold Coast 2018 Commonwealth Games we set ourselves an ambitious new strategic direction focused on four key areas:

- Building team success
- Building a valued brand
- Connecting with communities
- Leading the way

As you will see throughout this report, CGA has delivered on these strategic priorities. Our important work on these strategic priorities will continue the lead up to Birmingham 2022 and beyond.

To ensure team success on the Gold Coast we focused on providing the best environment possible for athletes to achieve their dreams.

I am encouraged to read the report from Chef de Mission Steve Moneghetti where he describes the Australian team for Gold Coast 2018 as the best team environment he has been part of. That is something of which our whole team should be very proud.

To provide an environment conducive to success, we worked hand in hand with our member sports and the Australian sporting system.

This work saw CGA form partnerships with the Australian Paralympic Committee, the Australian Institute of Sport and the National Institute Network.

The partnership with the AIS included the successful roll out of the Sideline Champions program, an initiative that helped our team capitalize on the advantages of a home Games and embraced the support network of family and friends around them.

CGA remains proud of the support provided to our member sports and athletes. During this Games cycle, CGA has provided \$21.6 million in funding through programs ranging from youth to the elite. That is a significant contribution to Australian sport and we remain committed to working with our sports to improve our programs going forward.

Our commitment to building team success yielded fantastic results on the Gold Coast. Our sports and our athletes worked extremely hard and delivered amazing performances across the 12 days of competition.

The rebranding of CGA in the lead up to Gold Coast 2018 was another important step forward and a lot of work has gone into building the brand of CGA and our Teams.

A part of that was the presentation of our team through their uniform, and I think our work with Diadora, RM Williams and Speedo produced a team that looked outstanding on the field of play and during the ceremonies.

In the lead up to Gold Coast 2018 and during the Games, CGA engaged strongly in the media space, both with our own digital media platforms and traditional media.

The coverage of the Games on our digital platforms and social media along with our close work with broadcast and media partners helped promote our brand to a broad audience and ensure our athletes' stories were being told far and wide.

Our ambition in the lead up to Gold Coast 2018 was to make this the most accessible Australian team possible. We wanted our team to engage with all Australians.

As part of our community engagement, Commonwealth Games athletes visited more than 100 Australian schools. During Games time, our athletes engaged with community partners including the Clontarf Foundation and the Indigenous Marathon Project, along with local community organisations such as the Gold Coast Hospital, Oz Harvest and emergency services.

Groups of athletes toured indigenous communities in Darwin, Cairns and Townsville and thank you events were held across the entire country.

How we connect with communities, via our digital channels and through our community programs will remain a strategic priority for CGA as we seek to strengthen our commercial program.

To that point, I would like to acknowledge our family of corporate partners led by tier one partners The Star Gold Coast, Griffith University, TAFE Queensland, Optus, Atos and Woolworths. Their support is so important to our team.

Success at Gold Coast 2018 was a team effort. I am proud of the leading role CGA has played in the Australian sporting system and proud of the partnerships we have forged which helped give our athletes every chance of success.

It is important that we continue to engage with our member sports and the Australian sporting system and I am sure this will be a priority of the newly shaped CGA Board, following the changes to the constitution approved at a Special General Meeting in August.

Gold Coast 2018 has cemented our outstanding reputation as Games hosts and we continue to engage with the CGF about the potential to bring the Games back to Australia in the future.

I would like to thank the CGA Board led by President Sam Coffa and Vice Presidents Geraldine Brown and Mike Victor for all of their support and would like to acknowledge the great work of our staff in delivering a life's best experience for our Australian team.

Work is already underway for Birmingham 2022 we look forward to building on the successes of the Gold Coast 2018 campaign.

CRAIG PHILLIPS



TRIBUTE TO SAM COFFA

COMMONWEALTH GAMES AUSTRALIA THANKS OUTGOING PRESIDENT SAM COFFA

After a near life long contribution to the Commonwealth Games as an athlete, official and administrator, Commonwealth Games Australia President Sam Coffa AM JP will step down at the 2018 Annual General Meeting.

In October, Sam's significant contribution to Australian sport was recognised with induction into the Sport Australia Hall of Fame.

Sam's first taste of the Commonwealth Games came in 1962 when the Australian champion weightlifter was selected in the Australian team for the Perth British Empire and Commonwealth Games.

Through his work with weightlifting, Sam would be involved in many more Commonwealth Games and would later become President of the Victorian State Division of CGA.

Through his vast network of connections and close ties to both sides of Government, Sam was a prolific fundraiser for CGA at a time when fundraising was a leading source of income for the organisation.

In 1998, Sam was elected to the role of President of CGA and in the proceeding 20 years would go on to stamp a formidable legacy.

That legacy will be punctuated by the enormous success of home Games in Melbourne 2006 and Gold Coast 2018.

Sam acted as Deputy Chairman of the organising committee for both home Games and was a key figure in both successful bids.

Melbourne 2006 remains the most successful Games by an Australian Team, yielding a record total of 221 medals.

Years later, Sam was instrumental in delivering Gold Coast 2018, the Games that would become known as the 'Game of Firsts'.

Those firsts included equal medal opportunities for men and women – a change that was championed strongly by Sam personally.

Former CGA Chief Executive Perry Crosswhite, who worked side by side with Sam for much of his presidency, says the Commonwealth Games are part of Sam's DNA.

"His passion for the Commonwealth Games movement is as strong as anyone I have ever known," he said.

"Ever since he first represented Australia at the Commonwealth Games in 1962, he has had a burning desire to be part of the movement.

"Sam has always worked hard to protect and enhance the interests of CGA, often in the face of some formidable opponents. But he stood his ground and always delivered for the organisation," Crosswhite said.

When asked why Sam had been such a successful administrator, Crosswhite is effusive.

"He has a desire to help athletes and has always looked for ways for athletes to reach their potential.

"And part of that for Sam, is being able to represent your country, as he was able to do," Crosswhite said.

Under Sam's leadership, CGA has forged its strong position in Australia's sporting system.

CGA has helped deliver the successful Melbourne 2006 and Gold Coast 2018 Commonwealth Games, along with the Bendigo Commonwealth Youth Games in 2004 which saw the emergence of future world and Commonwealth champions Sally Pearson and Dani Stevens.

The financial health of CGA has ensured the organisation can continue to be a significant source of funding for member sports and athletes.

Thanks in part to Sam, hundreds of Australian athletes have had the opportunity to compete on home soil, and millions of Australians have had the opportunity to be part of the Commonwealth Games experience.

He leaves a profound legacy on the Commonwealth Games movement in Australia.

Thank you, Sam. Thank you.

STRATEGIC PLAN 2016-2022

OUR VISION

**TO INSPIRE
AND UNITE ALL
AUSTRALIANS
THROUGH
THE PURSUIT
OF SPORTING
EXCELLENCE.**

OUR MISSION

To champion Australian sport through:

- Being #1 in the Commonwealth.
- Connecting meaningfully with all Australians.

Our mission will be delivered with dynamic leadership and innovation

OUR VALUES

**INCLUSIVENESS
INTEGRITY
RESPECT
EXCELLENCE**

OUR STRATEGIC PRIORITIES:

BUILDING TEAM SUCCESS

We will invest our resources in helping Australian athletes achieve their sporting dreams.

We will create an exceptional Commonwealth Games Team environment which provides world's best high performance athlete support and delivers a 'life's best' experience for all Team members.

BUILDING A VALUED BRAND

We will develop and promote a CGA brand identity which resonates with all Australians.

Our brand will embody our vision, mission and values, our past and our future.

CONNECTING WITH COMMUNITIES

We will create opportunities for all Australians to feel part of our team

We will celebrate community diversity through our Team.

Australians will be aware of and respect our proud Commonwealth Games heritage.

LEADING THE WAY

We will work collaboratively and innovatively with our member NSOs and partners, to build an industry leading sports business.

We will proactively support the enhancement of other Commonwealth Games Associations and the Commonwealth Games Movement globally.

BAHAMAS 2017 AUSTRALIAN TEAM MEDALLISTS & MEDAL TALLY

AUSTRALIAN TEAM MEDAL TALLY	
GOLD	14
SILVER	14
BRONZE	11
TOTAL	39

ATHLETICS	
GOLD	
Sean SZALEK	Boys High Jump
Neil JANSE	Boys Javelin Throw
Alexander KOLESNIKOFF	Boys Shot Put
Riley DAY	Girls 200m
Bendere OBOYA	Girls 400m
Carley THOMAS	Girls 800m
Ella CONNOLLY Riley DAY Jake DORAN Ben SCHMIDTCHEN	Mixed 4x100m Relay
Jordan DORIS Seb MOIR Bendere OBOYA Carley THOMAS	Mixed 4x400m Relay
SILVER	
Jordan DORIS	Boys 800m
Benjamin SCHMIDTCHEN	Boys Long Jump
Riley DAY	Girls 100m
Lateisha WILLIS	Girls 100m Hurdles
Ella CONNOLLY	Girls 400m
Emily WHELAN	Girls High Jump
Ellie BOWYER	Girls Javelin Throw
BRONZE	
Oscar SULLIVAN	Boys Javelin Throw
Ella CONNOLLY	Girls 200m

BEACH VOLLEYBALL	
GOLD	
Rebecca INGRAM Carrie VAN RENSBURG	Girls
BRONZE	
Mark NICOLAIDIS James TAKKEN	Boys











BOXING	
GOLD	
Ella BOOT	Girls 60 kg
SILVER	
Joshua FITZPATRICK	Boys 56 kg
Jake CLAGUE	Boys 60 kg
BRONZE	
Tiki FRASER	Girls 75 kg

CYCLING - ROAD	
GOLD	
Madeleine FASNACHT	Girls Time Trial
BRONZE	
Sebastien BERWICK	Boys Time Trial
Madeleine FASNACHT	Girls Road Race

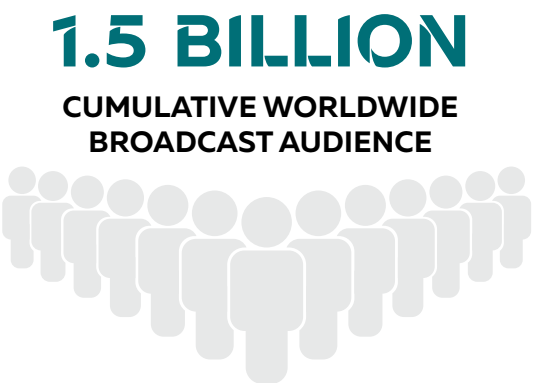
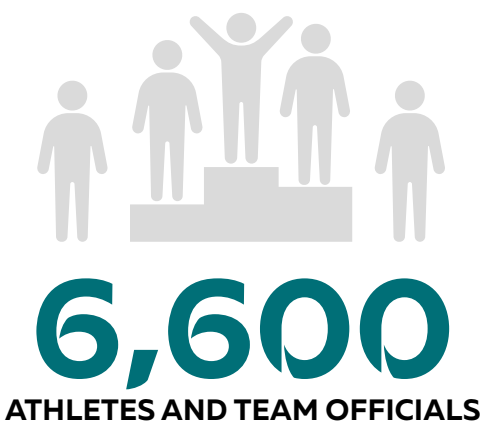
JUDO	
GOLD	
Timothy HOLLINGBERY	Boys +90 kg
SILVER	
Uros NIKOLIC	Boys -73 kg
Connor SMITH	Boys -90 kg
Francis NEWMAN	Girls -70 kg

RUGBY SEVENS	
GOLD	
Lilly-Rose BENNETT	
Kennedy CHERRINGTON	
Lillian DICK	
Rebecca GOULDING	
Georgia HANNAWAY	
Abby HOLMES	
Page MCGREGOR	
Arabella MCKENZIE	
Layne MORGAN	
Shanice PARKER	
Brydie PARKER	
Langley SESEGA	

SWIMMING	
GOLD	
Meg HARRIS	Girls 50m Freestyle
SILVER	
Max OSBORN	Boys 1500m Freestyle
Elzbieta NOBLE	Girls 50m Freestyle
BRONZE	
Charles COX	Boys 200m Butterfly
Ethan MCALEESE	Boys 400m Individual Medley
Brittany CASTELLUZZO	Girls 200m Butterfly
Sophie CALDWELL	Girls 400m Freestyle
Charlotte MITCHELL Katie STRACHAN Daniel JACOBSON Ethan MCALEESE	Mixed 4x200m Freestyle Relay

RANK	CGA	GOLD	SILVER	BRONZE	TOTAL
1	 ENGLAND	23	16	12	51
2	 AUSTRALIA	14	14	11	39
3	 NEW ZEALAND	8	14	9	31
4	 SCOTLAND	8	6	7	21
5	 SOUTH AFRICA	8	3	7	18
6	 SINGAPORE	7	4	6	17
7	 INDIA	4	1	6	11
8	 KENYA	3	1	0	4
9	 CANADA	2	7	9	18
10	 WALES	2	6	5	13

GOLD COAST 2018 BY THE NUMBERS



- BIGGEST PARA-SPORT PROGRAM IN THE HISTORY OF THE COMMONWEALTH GAMES
- EQUAL MEDAL OPPORTUNITIES FOR MEN AND WOMEN
- FIRST EVENT OF ITS TYPE TO HAVE A RECONCILIATION ACTION PLAN

- 1500 MEDALS STRUCK BY THE ROYAL AUSTRALIAN MINT WEIGHING BETWEEN 138-168 GRAMS
- 39 NATIONS AWARDED AT LEAST ONE MEDAL (INCLUDING SOLOMON ISLANDS, COOK ISLANDS, VANUATU, DOMINICA AND BRITISH VIRGIN ISLANDS WINNING MEDALS FOR THE FIRST TIME)

- 15,000 VOLUNTEERS / 1 MILLION VOLUNTEER HOURS
- QUEENS BATON RELAY COVERING 230,000KMS IN 388 DAYS. 3800 BATON BEARERS ACROSS AUSTRALIA



CHEF DE MISSION'S REPORT



WHAT AN AMAZING GAMES

Gold Coast 2018 was my ninth Commonwealth Games as an athlete or official, and it was certainly one of the best campaigns I have been part of.

Our team total of 198 medals including 80 gold, 59 silver and 59 bronze was the best return from an Australian Commonwealth Games team since our previous home Games in Melbourne 2006.

But our team's achievements went far beyond topping the medal tally.

In the lead up to the Games we spoke about the theme of being 'Greater Together'.

Greater Together was about the importance of every person and every role within our Australian Team of 756 – the biggest Australian Commonwealth Games team in history.

Greater Together was athletes from 18 different sports – able bodied and para-sport – competing alongside each other for our nation on home soil.

Greater Together was about celebrating the family, friends and loved ones who were all part of the journey to Gold Coast 2018.

Greater Together was embracing the home crowd support and the fact that 24 million Australians were on our team too.

And Greater Together was about Commonwealth Games Australia working closely with all our partner sports and the Australian sporting system to provide our team the best opportunity of success.

That included our partnership with the AIS which delivered recovery services and the wonderful Sideline Champions program for family and friends, as well as partnerships with the Australian Paralympic Committee and State Sports Institutes.

I really believe all these parts came together to create the best team environment I have been part of. For that, everyone who was a part of our team should be extremely proud.

I do want to make special mention of two outstanding Australian athletes.

Flagbearer Mark Knowles and Kurt Fearnley were true inspirations to our team.

The cheers of the crowd in the room when we announced Mark as the flag bearer for the Opening Ceremony was just incredible, and it was obvious we had made the right choice. Mark has been an outstanding leader in Australian sport for a long time and it was fitting he was able to lead our team into the Opening Ceremony ahead of his final Commonwealth Games tilt. For him to lead out the team, but then work his way to the back of the group, allowing all the other team members to pass, was another small, but incredibly powerful gesture that really symbolised his leadership. It was wonderful to see him end his international career on such a high, leading the Kookaburras to gold.

The flag was passed from one champion to another, when on the final day of competition Kurt Fearnley was given the honour of carrying the flag at the Closing Ceremony. I think enough has been said about the Ceremony itself, but Kurt's contribution to our team was outstanding and his leadership qualities truly inspirational. His marathon victory on the final day was one of the performances of the Games.

There were many memorable moments and spectacular performances at the Games.

I could sense early that this was going to be a successful games.

Opening night world records to our Men's Team Pursuit in the Anna Meares Velodrome, followed by our Women's 4x100m Freestyle Relay team, set the tone.

But not all of the memorable moments were those that ended with a gold, silver or bronze.

One of the most enduring images of the Games is that of Celia Sullohern, Madeline Hills and Eloise Wellings waiting and embracing the final athlete to cross the finish line in the women's 10,000m. It was a wonderful act of sportsmanship.

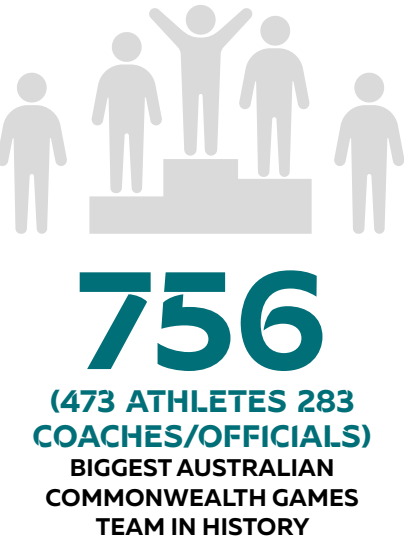
There are so many things that go into a successful Commonwealth Games. While our team can be proud of what it achieved, so too can the Organising Committee, GOLDOC, the Commonwealth Games Federation, the volunteers, the people of the City of Gold Coast and all of the Australians who supported our athletes.

It was an honour to lead the Australian Team for Gold Coast 2018.


Thank you for an experience I will never forget.

STEVE MONEGHETTI

2018 AUSTRALIAN TEAM BY THE NUMBERS



- 297 COMMONWEALTH GAMES ROOKIES
- 263 INDIVIDUAL MEDALLISTS
- 70,000 PIECES OF UNIFORM FROM SUPPLIERS DIADORA, R.M. WILLIAMS AND SPEEDO
- 2234 VISITS TO THE SIDELINE CHAMPIONS LOUNGE
- 26 TEAM SPONSORS



332,057 IMPRESSIONS ON THIS TWEET
[10,000M GIRLS ATHLETICS EMBRACE]



SPORTSMANSHIP AT ITS BEST
#TEAMAUS 10,000M TRIO CELIA SULLOHERN, MADELINE HILLS AND ELOISE WELLINGS WAITED AT THE FINISH LINE TO CONGRATULATE EVERY ATHLETE UPON FINISHING THE RACE.
#GREATER TOGETHER



GOLD COAST 2018 AUSTRALIAN TEAM MEDALLISTS & MEDAL TALLY

AUSTRALIAN TEAM MEDAL TALLY	
GOLD	80
SILVER	59
BRONZE	59
TOTAL	198

ATHLETICS	
GOLD	
Dane BIRD-SMITH	20km Walk - Men
Cameron CROMBIE	Shot Put Para-Sport F38 - Men
Madison DE ROZARIO	1500m Para-Sport T54 - Women
Madison DE ROZARIO	Marathon T54 Para-Sport - Women
Kurt FEARNLEY	Marathon T54 Para-Sport - Men
Isis HOLT	100m Para-Sport T35 - Women
Kurtis MARSCHALL	Pole Vault - Men
Kathryn MITCHELL	Javelin Throw - Women
Jemima MONTAG	20km Walk - Women
Evan O'HANLON	100m Para-Sport T38 - Men
Michael SHELLEY	Marathon - Men
Brandon STARC	High Jump - Men
Dani STEVENS	Discus Throw - Women
SILVER	
Eliza AULT-CONNELL	Marathon T54 Para-Sport - Women
Angela BALLARD	1500m Para-Sport T54 - Women
Rhiannon CLARKE	100m Para-Sport T38 - Women
Erin CLEAVER	Long Jump Para-Sport T38 - Women

Matt DENNY	Hammer Throw - Men
Kurt FEARNLEY	1500m Para-Sport T54 - Men
Henry FRAYNE	Long Jump - Men
Alexandra HULLEY	Hammer Throw - Women
Marty JACKSON	Shot Put Para-Sport F38 - Men
Hamish PEACOCK	Javelin Throw - Men
Kelsey-Lee ROBERTS	Javelin Throw - Women
Brooke STRATTON	Long Jump - Women
Lisa WEIGHTMAN	Marathon - Women
BRONZE	
Brianna COOP	100m Para-Sport T35 - Women
Taylor DOYLE	Long Jump Para-Sport T38 - Women
Cedric DUBLER	Decathlon - Men
Nicholas HOUGH	110m Hurdles - Men
Nina KENNEDY	Pole Vault - Women
Jake LAPPIN	1500m Para-Sport T54 - Men
Luke MATHEWS	800m - Men
Nicola MCDERMOTT	High Jump - Women
Lara NIELSEN	Hammer Throw - Women
Jessica TRENGOVE	Marathon - Women

BASKETBALL	
GOLD	
Angus BRANDT	Men
Jason CADEE	Men
Cameron GLIDDON	Men
Chris GOULDING	Men
Nicholas KAY	Men
Daniel KICKERT	Men
Damian MARTIN	Men
Brad NEWLEY	Men
Mitch NORTON	Men

Nathan SOBEY	Men
Jesse WAGSTAFF	Men
Lucas WALKER	Men
Stephanie BLICAVS	Women
Elizabeth CAMBAGE	Women
Katie EBZERY	Women
Cayla GEORGE	Women
Kelsey GRIFFIN	Women
Alice KUNEK	Women
Tessa LAVEY	Women
Ezi MAGBEGOR	Women
Jenna O'HEA	Women
Nicole SEEKAMP	Women
Belinda SNELL	Women
Stephanie TALBOT	Women

BEACH VOLLEYBALL	
GOLD	
Christopher MCHUGH Damien SCHUMANN	Mens
SILVER	
Mariafe ARTACHO DEL SOLAR Taliqa CLANCY	Womens

BOXING	
GOLD	
Harry GARSIDE	60kg - Men
Skye NICOLSON	57kg - Women
Anja STRIDSMAN	60kg - Women
SILVER	
Caitlin PARKER	75kg - Women
Jason WHATELEY	91kg - Men
BRONZE	
Taylah ROBERTSON	51kg - Women
Kaye SCOTT	69kg - Women
Clay WATERMAN	81kg - Men

CYCLING - ROAD	
GOLD	
Katrin GARFOOT	Individual Time Trial - Women
Chloe HOSKING	Road Race - Women
Cameron MEYER	Individual Time Trial - Men
Steele VON HOFF	Road Race - Men

CYCLING - TRACK	
GOLD	
Leigh HOWARD Jordan KERBY* Kelland O'BRIEN Alex PORTER Sam WELSFORD	4000m Team Pursuit - Men
Ashlee ANKUDINOFF Amy CURE Annette EDMONDSON Alexandra MANLY	4000m Team Pursuit - Women
Amy CURE	Scratch Race - Women
Matt GLAETZER	1km Time Trial - Men
Matt GLAETZER	Keirin - Men
Kaarle MCCULLOCH	500m Time Trial - Women
Kaarle MCCULLOCH Stephanie MORTON	Team Sprint - Women
Stephanie MORTON	Keirin - Women
Stephanie MORTON	Sprint - Women
Sam WELSFORD	Scratch Race - Men
SILVER	
Kaarle MCCULLOCH	Keirin - Women
Stephanie MORTON	500m Time Trial - Women
Rebecca WIASAK	3000m Individual Pursuit - Women
BRONZE	
Tom CLARKE Brad HENDERSON	Para-Sport Sprint B Tandem - Men
Tom CLARKE Brad HENDERSON	Para-Sport 1000m Time Trial B Tandem - Men

GOLD COAST 2018 AUSTRALIAN TEAM MEDALLISTS & MEDAL TALLY

Patrick CONSTABLE Matt GLAETZER* Nathan HART Jacob SCHMID	Team Sprint - Men
Annette EDMONDSON	3000m Individual Pursuit - Women
Kaarle MCCULLOCH	Sprint - Women
Jacob SCHMID	Sprint - Men

DIVING

GOLD

Domonic BEDGGOOD	10m Platform - Men
Esther QIN	3m Springboard
Georgia SHEEHAN	Synchronised - Women
Melissa WU	10m Platform - Women

SILVER

James CONNOR	1m Springboard - Men
Maddison KEENEY	3m Springboard - Women
Georgia SHEEHAN	1m Springboard - Women

BRONZE

Domonic BEDGGOOD	10m Platform Synchronised - Men
Declan STACEY	
Domonic BEDGGOOD	3m Springboard
Matthew CARTER	Synchronised - Men
James CONNOR	3m Springboard - Men
Esther QIN	1m Springboard - Women
Anabelle SMITH	3m Springboard - Women

GYMNASTICS - RHYTHMIC

BRONZE

Alexandra KIROI-BOGATYREVA	Ball - Women
Alexandra KIROI-BOGATYREVA Danielle PRINCE Enid SUNG	Group All-Around - Women

GYMNASTICS - ARTISTIC

GOLD

Alex EADE	Floor - Women
Chris REMKES	Vault - Men

SILVER

Georgia-Rose BROWN	Beam - Women
Georgia GODWIN	Individual All-Around - Women

BRONZE

Georgia-Rose BROWN Alex EADE Georgia GODWIN Rianna MIZZEN Emily WHITEHEAD	Team Competition - Women
Georgia GODWIN	Uneven Bars - Women
Emily WHITEHEAD	Vault - Women

HOCKEY

GOLD

Daniel BEALE	Men
Andrew CHARTER	Men
Tom CRAIG	Men
Matthew DAWSON	Men
Jeremy EDWARDS	Men
Jake HARVIE	Men
Jeremy HAYWARD	Men
Aaron KLEINSCHMIDT	Men
Mark KNOWLES	Men
Tyler LOVELL	Men
Trent MITTON	Men
Edward OCKENDEN	Men
Flynn OGILVIE	Men
Lachlan SHARP	Men
Jacob WHETTON	Men
Tom WICKHAM	Men
Dylan WOTHERSPOON	Men
Aran ZALEWSKI	Men

SILVER

Jocelyn BARTRAM	Women
Edwina BONE	Women
Jane CLAXTON	Women
Ashlea FEY	Women
Savannah FITZPATRICK	Women
Jordyn HOLZBERGER	Women
Emily HURTZ	Women
Jodie KENNY	Women
Stephanie KERSHAW	Women
Rachael LYNCH	Women
Karri MCMAHON	Women
Gabrielle NANCE	Women
Kaitlin NOBBS	Women
Brooke PERIS	Women
Madi RATCLIFFE	Women
Emily SMITH	Women
Grace STEWART	Women
Renee TAYLOR	Women

LAWN BOWLS

GOLD

Tony BONNELL Ken HANSON Josh THORNTON	Para-Sport B6/B7/B8 Open Triples
Kelsey COTTRELL Carla KRIZANIC Natasha SCOTT Rebecca VAN ASCH	Fours - Women
Grant FEHLBERG Jake FEHLBERG	Para-Sport B2/B3 Mixed Pairs
Bob SEYMOUR Lynne SEYMOUR	Para-Sport B2/B3 Mixed Pairs
Carla KRIZANIC Natasha SCOTT Rebecca VAN ASCH	Triples - Women
Aaron WILSON	Singles - Men

SILVER

Barrie LESTER Nathan RICE Aron SHERRIFF Brett WILKIE	Fours - Men
Barrie LESTER Nathan RICE Aron SHERRIFF	Triples - Men

NETBALL

SILVER

Caitlin BASSETT	Women
April BRANDLEY	Women
Courtney BRUCE	Women
Laura GEITZ	Women
Susan PETTITT	Women
Kimberley RAVAILLION	Women
Madison ROBINSON	Women
Gabi SIMPSON	Women
Caitlin THWAITES	Women
Liz WATSON	Women
Joanna WESTON	Women
Steph WOOD	Women

RUGBY SEVENS

SILVER

Charlotte CASLICK	Women
Emilee CHERRY	Women
Dominique DU TOIT	Women
Georgie FRIEDRICH	Women
Ellia GREEN	Women
Demi HAYES	Women
Shannon PARRY	Women
Vani PELITE	Women
Alicia QUIRK	Women

GOLD COAST 2018 AUSTRALIAN TEAM MEDALLISTS & MEDAL TALLY

Cassie STAPLES	Women
Emma SYKES	Women
Emma TONEGATO	Women
Sharni WILLIAMS	Women

SHOOTING GOLD

Daniel REPACHOLI	50m Free Pistol - Men
Dane SAMPSON	10m Air Rifle - Men
Laetisha SCANLAN	Trap - Women

SILVER

Jim BAILEY	Fullbore Rifle Queens Prize - Open
Kerry BELL	10m Air Pistol - Men
Emma COX	Double Trap - Women
Sergei EVGLEVSKI	25m Rapid Fire Pistol - Men
Elena GALIABOVITCH	25m Sport Pistol - Women

BRONZE

Elena GALIABOVITCH	10m Air Pistol - Women
--------------------	------------------------

SQUASH GOLD

Zac ALEXANDER David PALMER	Doubles - Men
Cameron PILLEY Donna URQUHART	Doubles - Mixed

BRONZE

Rachael GRINHAM Donna URQUHART	Doubles - Women
-----------------------------------	-----------------

SWIMMING

GOLD

Jesse AUNGLES	200m Individual Medley Para-Sport SM8 - Men
---------------	---

Georgia BOHL Bronte CAMPBELL Emma MCKEON Emily SEEBOHM	4 x 100m Medley Relay - Women
Bronte CAMPBELL	100m Freestyle - Women

Bronte CAMPBELL Cate CAMPBELL Shayna JACK Emma MCKEON	4 x 100m Freestyle Relay - Women
Cate CAMPBELL	50m Butterfly - Women
Cate CAMPBELL	50m Freestyle - Women

Jack CARTWRIGHT Kyle CHALMERS James MAGNUSSEN Cameron MCEVOY James ROBERTS*	4 x 100m Freestyle Relay - Men
---	--------------------------------

Jack CARTWRIGHT Grant IRVINE Mitch LARKIN Kyle CHALMERS David MORGAN* Jake PACKARD* Matt WILSON* Bradley WOODWARD*	4 x 100m Medley Relay - Men
Kyle CHALMERS	200m Freestyle - Men

Kyle CHALMERS Alexander GRAHAM Mack HORTON Elijah WINNINGTON	4 x 200m Freestyle Relay - Men
Timothy DISKEN	100m Breaststroke Para-Sport SB8 - Men

Timothy DISKEN	100m Freestyle Para-Sport S9 - Men
Brenden HALL	100m Backstroke Para-Sport S9 - Men

Mack HORTON	400m Freestyle - Men
Mitch LARKIN	100m Backstroke - Men
Mitch LARKIN	200m Backstroke - Men

Mitch LARKIN	200m Individual Medley - Men
Mitch LARKIN	50m Backstroke - Men
Matthew LEVY	50m Freestyle Para-Sport S7 - Men

Clyde LEWIS	400m Individual Medley - Men
Emma MCKEON	100m Butterfly - Women

Emma MCKEON Leah NEALE Brianna THROSSELL Ariarne TITMUS	4 x 200m Freestyle Relay - Women
--	----------------------------------

Jack MCLOUGHLIN	1500m Freestyle - Men
Lakeisha PATTERSON	100m Freestyle Para-Sport S9 - Women

Lakeisha PATTERSON	50m Freestyle Para-Sport S8 - Women
Emily SEEBOHM	50m Backstroke - Women
Ariarne TITMUS	400m Freestyle - Women
Ariarne TITMUS	800m Freestyle - Women

SILVER

Jessica ASHWOOD	800m Freestyle - Women
Holly BARRATT	50m Butterfly - Women
Bronte CAMPBELL	50m Freestyle - Women
Cate CAMPBELL	100m Freestyle - Women
Kyle CHALMERS	100m Freestyle - Men

Blake COCHRANE	200m Individual Medley Para-Sport SM8 - Men
----------------	---

Ellie COLE	100m Backstroke Para-Sport S9 - Women
Madeline GROVES	100m Butterfly - Women

Timothy HODGE	100m Backstroke Para-Sport S9 - Men
---------------	-------------------------------------

Timothy HODGE	100m Breaststroke Para-Sport SB8 - Men
---------------	--

Mack HORTON	200m Freestyle - Men
Paige LEONHARDT	100m Breaststroke Para-Sport SB9 - Women
Jack MCLOUGHLIN	400m Freestyle - Men

David MORGAN	200m Butterfly - Men
Liam SCHLUTER	200m Freestyle Para-Sport S14 - Men
Emily SEEBOHM	100m Backstroke - Women
Laura TAYLOR	200m Butterfly - Women
Ariarne TITMUS	200m Freestyle - Women
Benjamin TREFFERS	50m Backstroke - Men
Bradley WOODWARD	100m Backstroke - Men
Bradley WOODWARD	200m Backstroke - Men

BRONZE

Josh BEAVER	200m Backstroke - Men
Georgia BOHL	100m Breaststroke - Women

Blake COCHRANE	100m Breaststroke Para-Sport SB8 - Men
----------------	--

Ellie COLE	100m Freestyle Para-Sport S9 - Women
------------	--------------------------------------

Katherine DOWNIE	200m Individual Medley Para-Sport SM10 - Women
------------------	--

Blair EVANS	400m Individual Medley - Women
-------------	--------------------------------

Daniel FOX	200m Freestyle Para-Sport S14 - Men
------------	-------------------------------------

Madeline GROVES	50m Butterfly - Women
-----------------	-----------------------

Brenden HALL	100m Freestyle Para-Sport S9 - Men
--------------	------------------------------------

Mack HORTON	1500m Freestyle - Men
Zac INCERTI	50m Backstroke - Men

Grant IRVINE	100m Butterfly - Men
--------------	----------------------

Clyde LEWIS	200m Individual Medley - Men
-------------	------------------------------

Ashleigh MCCONNELL	100m Backstroke Para-Sport S9 - Women
--------------------	---------------------------------------

Cameron MCEVOY	50m Freestyle - Men
Emma MCKEON	200m Butterfly - Women
Emma MCKEON	200m Freestyle - Women
Kiah MELVERTON	800m Freestyle - Women
Leiston PICKETT	50m Breaststroke - Women

GOLD COAST 2018 AUSTRALIAN TEAM MEDALLISTS & MEDAL TALLY

Logan POWELL	100m Backstroke Para-Sport S9 - Men
Madeleine SCOTT	100m Breaststroke Para-Sport SB9 - Women
Emily SEEBOHM	200m Backstroke - Women
Brianna THROSSELL	100m Butterfly - Women
Matt WILSON	200m Breaststroke - Men






TABLE TENNIS	
GOLD	
Melissa TAPPER	Singles Para-Sport TT6-10 - Women
BRONZE	
Andrea MCDONNELL	Singles Para-Sport TT6-10 - Women

TRIATHLON		
GOLD		
Gillian BACKHOUSE Jacob BIRTWHISTLE Ashleigh GENTLE Matthew HAUSER	Team Relay - Mixed	
SILVER		
Nic BEVERIDGE	Individual Para-Sport PTWC - Men	
Jacob BIRTWHISTLE	Individual - Men	
Emily TAPP	Individual Para-Sport PTWC - Women	
BRONZE		
Bill CHAFFEY	Individual Para-Sport PTWC - Men	
Lauren PARKER	Individual Para-Sport PTWC - Women	

WEIGHTLIFTING	
GOLD	
Tia-Clair TOOMEY	58kg - Women
SILVER	
Kaity FASSINA	90kg - Women
BRONZE	
Francois ETOUNDI	77kg - Men

* Athletes who competed in heats/early rounds and not the final

GOLD COAST 2018 MEDAL TALLY (TOP FIVE)

RANK	CGA	GOLD	SILVER	BRONZE	TOTAL
1	 AUSTRALIA	80	59	59	198
2	 ENGLAND	45	40	46	136
3	 INDIA	26	20	20	66
4	 CANADA	15	40	27	82
5	 NEW ZEALAND	15	16	15	46

COMMUNITY ENGAGEMENT

102 SCHOOL VISITS BY CGA ATHLETES
COLLABORATION WITH COMMUNITY ORGANISATIONS: STARLIGHT FOUNDATION, OZHARVEST, CLONTARF ACADEMY, INDIGENOUS MARATHON FOUNDATION, GOLD COAST HOSPITAL

RON CLARKE GRIFFITH FUTURES SCHOLARSHIP SUPPORTED BY CGA

QUEENS BATON RELAY
ATHLETE TOUR: ALICE SPRINGS, CAIRNS, TOWNSVILLE

119 ATHLETES INVOLVED IN GAMES TIME COMMUNITY ENGAGEMENT: VILLAGE TOURS & OUT OF VILLAGE VISITS (EMERGENCY SERVICES, OZHARVEST, GOLD COAST HOSPITAL)

BEHIND THE SCENES EXPERIENCES DURING GAMES TIME: IMF, CLONTARF ACADEMY & SOUTHPORT SPECIAL SCHOOL.

OVER 250 CGA NOMINATED ATHLETES PLACED IN QUEENS BATON RELAY

COLLABORATION WITH CGA'S PARTNER SCHOOL SOUTHPORT SPECIAL SCHOOL

208 ATHLETES ENGAGED IN TEAM AUS CELEBRATIONS IN EVERY STATE ACROSS AUSTRALIA; OVER 10000 SPECTATORS





CGA FUNDING 2015-2018

CGA's investment in athletes, sports and the participation of our Commonwealth Youth Games and Commonwealth Games Teams stands at over \$21 million for the period between Glasgow 2014 and Gold Coast 2018.

This level of investment is made possible through distributions to CGA from the Australian Commonwealth Games Foundation, the marketing rights revenue from Gold Coast 2018, State Government pledges and the fundraising efforts of State Divisions and other kindred organisations.

CGA is immensely proud of the contribution it makes to Australia's sports system through its funding, in particular, its support of the next generation of Australian athletes.

\$21.6
MILLION

Total CGA support from 2015 to 2018 for its Teams, member sports and their athletes

\$6.3
MILLION

funding the Team's successful participation at Gold Coast 2018

\$2
MILLION

of CGA funds for direct athlete support provided via AIS's dAIS Program

\$2.9
MILLION

under the Next GEN Program to support Australia's next generation of Commonwealth Games athletes

\$1
MILLION

available to sports under the Podium Initiative Program

\$8
MILLION

under Gold Coast GOLD to support sports' preparation programs

\$1.4
MILLION

funding the successful participation of Youth Teams at Samoa 2015 & Bahamas 2017

SPONSORS

COMMONWEALTH GAMES AUSTRALIA WOULD LIKE TO THANK
ITS VALUED SPONSORS FOR THEIR CONTINUED SUPPORT.

OFFICIAL PARTNERS



OFFICIAL SUPPORTERS



MinterEllison



brisbanetimes



OFFICIAL SUPPLIERS

SPEEDO

DIADORA

RM WILLIAMS

WE
VALUE
YOUR
SUPPORT



COMMONWEALTH GAMES FEDERATION

BIRMINGHAM 2022

Preparations for Birmingham 2022 are in full swing with the appointment of John Crabtree OBE as Chairman of the organising committee, which convened for the first time in September. Birmingham 2022 will be the first Games held under the CGF's new Games delivery partnership model, which aims to provide significant efficiencies for host cities.

In June 2018, a contingent of Gold Coast 2018 delivery partners led by GOLDOC CEO Mark Peters travelled to Birmingham for a knowledge handover with local authorities.

The sports program for 2022 includes all of the CGF mandatory sports plus a selection of optional sports chosen by the local organising committee: diving, 3x3 basketball and wheelchair 3x3 basketball, mountain biking, track cycling and Para-track cycling, rhythmic gymnastics, and para-triathlon.

Wheelchair basketball will make its first appearance at a Commonwealth Games, while advancements in the para-sport program and medal equity for men and women established at Gold Coast 2018 will continue for Birmingham 2022.

A review into the addition of further optional sports is currently being undertaken.

**COMMONWEALTH
YOUTH GAMES 2021**

In June 2018 the CGF made the decision to invite expressions of interest from alternate Commonwealth cities to host the 2021 Commonwealth Youth Games.

The decision to explore alternative host cities came with the Northern Ireland government unable to provide funding guarantees for Belfast's bid.

Belfast will retain the right to re-submit its bid, or to postpone its interest in hosting the Commonwealth Youth Games.

An announcement regarding a host city for 2021 is expected by the end of 2018.

BID PROCESS 2026 & 2030

In mid 2018, CGF Partnerships commenced a dialogue phase in regard to potential bids for the 2026 and 2030 Commonwealth Games.

This dialogue phase included meetings with a number of Australian cities.

Cities who remain interested following the dialogue phase will enter a feasibility stage, before ultimately progressing to a candidature phase.

CGA is working closely with interested Australian cities on potential hosting opportunities in 2026 and 2030. It is anticipated at least one Australian city would proceed to the feasibility stage with a view to progressing to the candidature phase.

FUNDRAISING

For CGA to be able to provide funding to its member sports and their athletes, and to fund the participation of Australia's Teams at the Commonwealth Games and the Commonwealth Youth Games, it relies on the fundraising efforts of its State Divisions and other fundraising organisations and the generous support of State Governments.

In 2017/18, an impressive \$1.525 million was raised on behalf of or pledged to the CGA. Of this, \$1.244 million came from State Governments. Their valuable contributions were:

NEW SOUTH WALES
\$500,000

VICTORIA
\$450,000

SOUTH AUSTRALIA
\$144,000

WESTERN AUSTRALIA
\$60,000

QUEENSLAND
\$50,000

TASMANIA
\$40,000

In addition to the contributions from State Governments, a number of fundraising initiatives were undertaken by CGA State Divisions and other kindred organisations. The efforts of these organisations resulted in \$281,818 being raised. They included:

CGAWA 2018 TEAM FAREWELL
\$90,000

CGANSW DONATION
\$75,000

CARBINE CLUB OF NSW
\$37,500

SA TEAM APPEAL DINNER
\$36,000


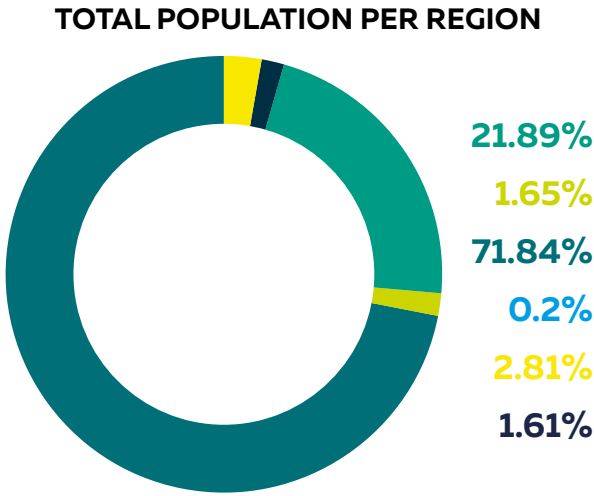
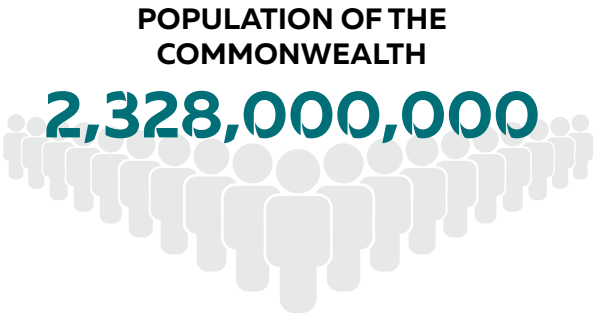
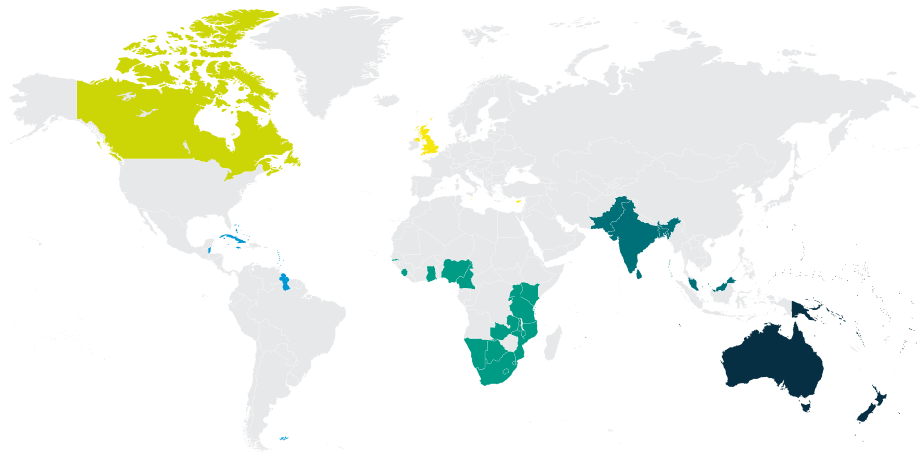
CGATAS TEAM APPEAL DINNER
\$34,227

CARBINE CLUB OF WA
\$9,091

CGA is deeply indebted to these organisations for their generosity and tireless efforts on behalf of our athletes.

THE COMMONWEALTH BY THE NUMBERS

ALTHOUGH THERE ARE 53 COMMONWEALTH COUNTRIES, THERE ARE 71 COMMONWEALTH GAMES ASSOCIATIONS THAT CAN ENTER A TEAM IN THE COMMONWEALTH GAMES. THIS IS BECAUSE SOME COMMONWEALTH COUNTRIES HAVE MORE THAN ONE CGA.



POPULATION BREAKDOWN



33% COMMONWEALTH
67% REST OF THE WORLD

LAND AREA BREAKDOWN



21% COMMONWEALTH
79% REST OF THE WORLD



FINANCIAL REPORT

FOR THE YEAR ENDED 30 JUNE 2018



REPORT BY THE BOARD OF MANAGEMENT

AUSTRALIAN COMMONWEALTH
GAMES ASSOCIATION
INCORPORATED

A.B.N. 55 165 736 898

REPORT BY THE BOARD OF MANAGEMENT

The Members of the Board of Management submit their report on the financial report of the Australian Commonwealth Games Association Incorporated ("the Association") for the year ended 30 June 2018.

BOARD OF MANAGEMENT

Members of the Board of Management of the Association at the time of signing this report:

Mr S Coffa AM JP (President),
Mr M Victor OAM (Vice President),
Ms G Brown (Vice President),
Mr C Phillips (Chief Executive Officer),
Mr N Dalrymple, Ms M Fechner,
Ms L Grantham, Mr G Harrison,
Mr B Hartung, Mr B Houston,
Mr S Houston, Mr G Johnson,
Mr L Jones, Ms A Lord OAM,
Mr D Mandel, Mr A Moore,
Mr D O'Leary, Mr J Saul,
Mr E Tanner, Mr A Vallentine,
Mr B Whitaker.

ACTIVITIES

The principal activity of the Association during the course of the financial year was the promotion and promulgation of the Commonwealth Games Federation.

The Australian Commonwealth Games Association Inc. is the primary beneficiary of the Australian Commonwealth Games Foundation Trust.

No significant change in the nature of this activity occurred during the year.

RESULTS

The profit from operations after income tax expense for the year ended 30 June 2018 was \$2,256,419 (2017: \$1,809,898).



S Coffa AM JP
President

Signed at: Melbourne

Dated: 17 October 2018

FINANCIAL STATEMENTS

In the opinion of the Members of the Board of Management the accompanying Financial Statements of the Association present fairly the income and expenditure of the Association for the year ended 30 June 2018 and of the assets and liabilities as at 30 June 2018.

INDEMNIFYING OFFICERS

During the year the Association has paid insurance premiums to indemnify officers of the Association against liabilities for costs and expenses incurred by them in defending any legal proceedings arising out of their conduct while acting in their capacity and representing the Association, other than conduct involving a wilful breach of duty.



C Phillips
Chief Executive Officer



Auditor's Independence Declaration

As lead auditor for the audit of Australian Commonwealth Games Association Incorporated for the year ended 30 June 2018, I declare that to the best of my knowledge and belief, there have been:

- (a) no contraventions of the auditor independence requirements of the *Associations Incorporations Act (ACT) 1991* in relation to the audit; and
- (b) no contraventions of any applicable code of professional conduct in relation to the audit.



Andrew Barlow
Partner
PricewaterhouseCoopers

Melbourne
17 October 2018

PricewaterhouseCoopers, ABN 52 780 433 757
2 Riverside Quay, SOUTH BANK VIC 3006, GPO Box 1331, MELBOURNE VIC 3001
T: 61 3 8603 1000, F: 61 3 8603 1999, www.pwc.com.au

Liability limited by a scheme approved under Professional Standards Legislation.

STATEMENT OF COMPREHENSIVE INCOME

FOR THE YEAR ENDED 30 JUNE 2018

	NOTE	2018 \$	2017 \$
REVENUES	2	15,686,267	8,779,071
EXPENSES			
Program Expenses			
NextGen grants		(673,000)	(844,466)
Team preparation grants		(3,376,926)	(3,883,500)
Support & Servicing		(197,525)	(105,440)
2017 Bahamas Youth Commonwealth Games Expenses		(635,023)	(34,308)
2018 Gold Coast Games Expenses		(6,231,595)	(103,385)
Sub Total		(11,114,069)	(4,971,099)
Operational Expenses			
Finance and administrative expense		(89,576)	(126,340)
Depreciation and amortisation expenses	3	(53,684)	(23,739)
Borrowing costs expense (bank charges)		(2,787)	(2,753)
Salaries, employee benefits and consultancy expenses		(1,478,114)	(1,117,928)
Occupancy expenses		(141,266)	(128,468)
General office expenses		(92,943)	(67,603)
Board of management and AGM expenses		(156,082)	(161,346)
Travel expenses		(73,862)	(103,163)
Marketing, PR and hospitality		(201,492)	(262,051)
Fundraising Expenses		(25,973)	(4,683)
Sub Total		(2,315,779)	(1,998,074)
TOTAL EXPENSES		(13,429,848)	(6,969,173)
PROFIT BEFORE INCOME TAX		2,256,419	1,809,898
Income tax expense		-	-
PROFIT AFTER INCOME TAX		2,256,419	1,809,898
OTHER COMPREHENSIVE INCOME			
Income tax on items of other comprehensive income		-	-
TOTAL COMPREHENSIVE INCOME FOR THE YEAR ATTRIBUTABLE TO THE MEMBERS OF THE ASSOCIATION		2,256,419	1,809,898

STATEMENT OF FINANCIAL POSITION

AS AT 30 JUNE 2018

	NOTE	2018 \$	2017 \$
CURRENT ASSETS			
Cash and cash equivalents	4	1,977,844	2,672,043
Other financial assets	5	51,150	51,150
Trade and other receivables	6	484,620	8,327
Other current assets	7	1,317,364	7,346,276
TOTAL CURRENT ASSETS		3,830,978	10,077,796
NON CURRENT ASSETS			
Plant and equipment	8	170,444	200,885
Memorabilia and collectables		5,850	5,850
Intangible assets	9	-	-
Other financial assets	10	32,307,505	24,519,821
TOTAL NON CURRENT ASSETS		32,483,799	24,726,556
TOTAL ASSETS		36,314,777	34,804,352
CURRENT LIABILITIES			
Trade and other payables	11	221,742	141,312
Income in advance	12	-	873,413
Provisions	13	92,675	57,622
TOTAL CURRENT LIABILITIES		314,417	1,072,347
NON CURRENT LIABILITIES			
Provisions	13	17,390	5,454
TOTAL NON CURRENT LIABILITIES		17,390	5,454
TOTAL LIABILITIES		331,807	1,077,801
NET ASSETS		35,982,970	33,726,551
MEMBER FUNDS			
Accumulated Surplus	14	35,982,970	33,726,551
TOTAL MEMBERS FUNDS		35,982,970	33,726,551

STATEMENT OF CHANGES IN EQUITY

FOR THE YEAR ENDED 30 JUNE 2018

		ACCUMULATED SURPLUS	TOTAL
AT 1 JULY 2016		31,916,653	31,916,653
Profit for the year		1,809,898	1,809,898
AT 30 JUNE 2017		33,726,551	33,726,551
AT 1 JULY 2017		33,726,551	33,726,551
Profit for the year		2,256,419	2,256,419
AT 30 JUNE 2018		35,982,970	35,982,970



STATEMENT OF CASH FLOWS

FOR THE YEAR ENDED 30 JUNE 2018

	NOTE	2018 \$	2017 \$
CASH FLOWS FROM OPERATING ACTIVITIES			
Receipts from customers		6,284,862	5,992,184
Payments to suppliers and employees		(11,993,016)	(11,672,883)
NET CASH FLOWS (USED IN)/GENERATED FROM OPERATING ACTIVITIES		(5,708,154)	(5,680,699)
CASH FLOWS FROM INVESTING ACTIVITIES			
Interest received		37,198	228,541
Purchase of plant and equipment		(23,243)	(202,094)
Sale of plant and equipment		-	11,273
Rollover and disposal/(acquisition) of term deposits		-	4,257,372
NET CASH FLOWS GENERATED FROM/(USED IN) INVESTING ACTIVITIES		13,955	4,295,092
CASH FLOWS FROM FINANCING ACTIVITIES			
Distributions received from Australian Commonwealth Games Foundation		5,000,000	-
NET CASH FLOWS FROM/(USED IN) FINANCING ACTIVITIES		5,000,000	-
NET (DECREASE)/INCREASE IN CASH AND CASH EQUIVALENTS		(694,199)	(1,385,607)
Cash and cash equivalents at beginning of year		2,672,043	4,057,651
Cash and cash equivalents at end of year	4	1,977,844	2,672,043

NOTES TO THE FINANCIAL STATEMENTS

1 SUMMARY OF SIGNIFICANT ACCOUNTING POLICIES

This note provides a list of all significant accounting policies adopted in the preparation of these financial statements. These policies have been consistently applied to all the years presented, unless otherwise stated. The financial statements are for the Association, Australian Commonwealth Games Association Incorporated.

(A) BASIS OF PREPARATION

(i) Special purpose financial report
In the Board of Management's opinion, the Association is not a reporting entity because there are no users dependent on general purpose financial reports.

This is a special purpose financial report that has been prepared for the sole purpose of complying with the *Associations Incorporation Act (1991)* requirements to prepare and distribute a financial report to the members and must not be used for any other purpose.

The financial report has been prepared in accordance with the recognition and measurement principles of all applicable Australian Accounting Standards and Interpretations issued by the Australian Accounting Standards Board and the *Associations Incorporation Act (1991)*. It contains the disclosures that are mandatory under the Accounting Standards and those considered necessary by the Board of Management to meet the needs of the members. Australian Commonwealth Games

Association Incorporated is a not-for-profit entity for the purpose of preparing the financial statements.

(ii) New and amended standards adopted by the Association

None of the new standards and amendments to standards that are mandatory for the first time for the financial year beginning 1 July 2017 affected any of the amounts recognised in the current period or any prior period and are not likely to affect future periods.

The Association has not elected to apply any pronouncements before their operative date in the annual reporting period beginning 1 July 2017.

(iii) Historical cost convention

These financial statements have been prepared under the historical cost convention, as modified by the revaluation of available-for-sale financial assets, financial assets and liabilities (including derivative instruments) at fair value through profit or loss, certain classes of property, plant and equipment and investment property.

(iv) New accounting standards and interpretations

Certain new accounting standards and interpretations have been published that are not mandatory for 30 June 2018 reporting periods and have not yet been applied in the financial statements. The Association's assessment of the impact of these new standards and interpretations is set out below.

The Australian Accounting Standards Board has issued a new standard for leases. The

new standard is effective for annual periods beginning on or after 1 January 2019 with early adoption permitted. At this stage, management is not able to estimate the effect of the new standard on the Association's financial statements.

The AASB has issued a new standard for the recognition of revenue. This will replace AASB 118 which covers revenue arising from the sale of goods and the rendering of services and AASB 111 which covers construction contracts. The new standard is based on the principle that revenue is recognised when control of a good or service transfers to a customer. The standard permits either a full retrospective or a modified retrospective approach for the adoption. The new standard is effective for annual reporting periods beginning on or after 1 January 2018, and will allow early adoption. Management is currently assessing the effects of applying the new standard on the Association's financial statements however it is not expected to have any material impact on the results of the Association.

There are no other new Australian Accounting Standards or interpretations that have been issued but are not yet effective with an expected material impact on the Association's financial statements in the period of initial application.

NOTES TO THE FINANCIAL STATEMENTS (CONT)

1 SUMMARY OF SIGNIFICANT ACCOUNTING POLICIES (CONT)

(B) STATEMENT OF COMPLIANCE

The special purpose financial report complies with the recognition and measurement requirements of Australian Accounting Standards and the disclosure requirements to the extent described in Note 1(a).

(C) CASH AND CASH EQUIVALENTS

Cash and short-term deposits in the statement of financial position comprise cash at bank and in hand and short-term deposits with an original maturity of three months or less.

For the purposes of the Statement of Cash Flows, cash and cash equivalents consist of cash and cash equivalents as defined above, net of outstanding bank overdrafts.

(D) TRADE AND OTHER RECEIVABLES

Trade receivables, which generally have 30-90 day terms, are recognised and carried at original invoice amount less an allowance for any uncollectible amounts.

An allowance for doubtful debts is made when there is objective evidence that the Association will not be able to collect the debts. Bad debts are written off when identified.

Receivables from related parties are recognised and carried at the nominal amount due. No interest is charged on related party receivables.

(E) PLANT AND EQUIPMENT

Plant and equipment is stated at cost less accumulated depreciation and any accumulated impairment losses.

Depreciation is calculated on a straight-line basis over the estimated useful life of the assets as follows:

COMPUTER EQUIPMENT

2018	2017
2 to 3 years	2 to 3 years

FIXTURE AND FITTINGS

2018	2017
5 years	10 years

FURNITURE AND EQUIPMENT

2018	2017
4 to 11 years	4 to 11 years

The assets' residual values, useful lives and amortisation methods are reviewed, and adjusted if appropriate, at each financial year end.

(i) Impairment

The carrying values of plant and equipment are reviewed for impairment at each reporting date, with recoverable amount being estimated when events or changes in circumstances indicate that the carrying value may be impaired.

The recoverable amount of plant and equipment is the higher of fair value less costs to sell and value in use. In assessing value in use, the estimated future cash flows are discounted to their present value using a pre-tax discount rate that reflects current market assessments of the time value of money and the risks specific to the asset.

For an asset that does not generate largely independent cash inflows, recoverable amount is determined for the cash-generating unit to which the asset belongs, unless the asset's value in use can be estimated to be close to its fair value.

An impairment exists when the carrying value of an asset or cash-generating units exceeds its estimated recoverable amount. The asset or cash-generating unit is then written down to its recoverable amount.

For plant and equipment, impairment losses are recognised in the statement of comprehensive income.

(ii) Derecognition and disposal

An item of plant and equipment is derecognised upon disposal or when no further future economic benefits are expected from its use or disposal.

Any gain or loss arising on derecognition of the asset (calculated as the difference between the net disposal proceeds and the carrying amount of the asset) is included in profit or loss in the year the asset is derecognised.

NOTES TO THE FINANCIAL STATEMENTS (CONT)

1 SUMMARY OF SIGNIFICANT ACCOUNTING POLICIES (CONT)

(F) TRADE AND OTHER PAYABLES

Trade payables and other payables are carried at amortised cost and represent liabilities for goods and services provided to the Association prior to the end of the financial year that are unpaid and arise when the Association becomes obliged to make future payments in respect of the purchase of these goods and services.

(G) PROVISIONS

Provisions are recognised when the Association has a present obligation (legal or constructive) as a result of a past event, it is probable that an outflow of resources embodying economic benefits will be required to settle the obligation and a reliable estimate can be made of the amount of the obligation.

The expense relating to any provision is presented in the statement of comprehensive income net of any reimbursement.

If the effect of the time value of money is material, provisions are discounted using a current pretax rate that reflects the risks specific to the liability.

(H) EMPLOYEE LEAVE BENEFITS

(i) Wages, salaries, annual leave and sick leave

Liabilities for wages and salaries, including non-monetary benefits and annual leave are recognised in provisions in respect of employees' services up to the reporting date. They are measured at the

amounts expected to be paid when the liabilities are settled. Liabilities for non-accumulating sick leave are recognised when the leave is taken and are measured at the rates paid or payable.

(ii) Long service leave

The liability for long service leave is recognised in provisions and is measured as the present value of expected future payments to be made in respect of services provided by employees up to the reporting date using the projected unit credit method.

Consideration is given to expected future wage and salary levels, experience of employee departures, and periods of service.

As per Victorian legislation, employees are entitled to eight and two thirds weeks long service leave after ten years of continuous service and 13 weeks of long service leave after 15 years of service

(I) SUPERANNUATION

The Board of Management contributes to individual employee superannuation schemes as nominated by each employee. Contributions on behalf of employees are based on a percentage of gross salary as per legislation.

The schemes provide for accumulation of contributions made on behalf of employees together with income earned on accumulations and the Board of Management is under no legal obligation to make up any shortfall in the schemes ability to meet payments due to employees.

(J) REVENUE RECOGNITION

Revenue is recognised to the extent that it is probable that the economic benefits will flow to the entity and the revenue can be reliably measured. The following specific recognition criteria must also be met before revenue is recognised:

Sale of goods

Revenue is recognised when the significant risks and rewards of ownership of the goods have passed to the buyer and the costs incurred or to be incurred in respect of the transaction can be measured reliably. Risks and rewards of ownership are considered passed to the buyer at the time of delivery of the goods to the customer.

Contributions

Contributions are recognised immediately as revenue once the Association gains control of the contribution, it is probable economic benefits will flow to the entity and the amount is reliably measured.

Fundraising Income

Fundraising income is recognised when there is reasonable assurance that the income will be received and all attaching conditions will be complied with.

Interest Income

Interest revenue is recognised to the extent that it is probable that the economic benefits will flow to the Association and the revenue can be reliably measured.

NOTES TO THE FINANCIAL STATEMENTS (CONT)

1 SUMMARY OF SIGNIFICANT ACCOUNTING POLICIES (CONT)

Distributions

Revenue is recognised when the Association's right to receive the payment is established.

2018 Games marketing rights

The revenue from the sale of these marketing rights is recognised on a straight line basis over the period specified in the agreement.

(K) BORROWING COSTS

Borrowing costs are recognised as an expense when incurred.

(L) INCOME TAX

The Australian Commonwealth Games Association Incorporation is classified as a sports association under Income Tax Assessment Act 1997 section 50-45 and is therefore exempt from paying income tax.

Revenues, expenses and assets are recognised net of the amount of GST except:

- (i) when the GST incurred on a purchase of goods and services is not recoverable from the taxation authority, in which case the GST is recognised as part of the cost of acquisition of the asset or as part of the expense item as applicable; and
- (ii) receivables and payables, which are stated with the amount of GST included.

The net amount of GST recoverable from, or payable to, the taxation authority is included as part of receivables or payables in the statement of financial position.

Cash flows are included in the Statement of Cash Flows on a gross basis and the GST component of cash flows arising from investing and financing activities, which is recoverable from, or payable to, the taxation authority are classified as operating cash flows.

(M) LEASES

Leases in which a significant portion of the risks and rewards of ownership are not transferred to the lessee are classified as operating leases (note 15). Payments made under operating leases (net of any incentives received from the lessor) are charged to profit or loss on a straight-line basis over the period of the lease.

(N) CRITICAL ESTIMATES, JUDGEMENTS AND ERRORS

The preparation of financial statements requires the use of certain critical accounting estimates. It also requires management to exercise its judgement in the process of applying the Association's accounting policies.

Estimates and judgements are continually evaluated and are based on historical experience and other factors, including expectations of future events that may have a financial impact on the entity and that are believed to be reasonable under the circumstances.

The Association makes estimates and assumptions concerning the future. The resulting accounting estimates will, by definition, seldom equal the related actual results.

There are no estimates and assumptions that have a significant risk of causing a material adjustment to the carrying amounts of assets and liabilities within the next financial year.

NOTES TO THE FINANCIAL STATEMENTS (CONT)

	2018 \$	2017 \$
2 REVENUE		
REVENUE		
Income distribution from ACGF	7,787,684	2,580,497
Interest income	29,455	176,593
Fundraising	1,525,818	10,000
Other income	43,480	71,695
Marketing rights – 2018 Gold Coast	6,299,830	5,940,286
TOTAL REVENUE FROM ACTIVITIES	15,686,267	8,779,071
3 DEPRECIATION AND AMORITISATION		
Depreciation of non current assets		
Office equipment	7,154	5,498
Computer equipment	10,652	5,037
Fixture and fittings	35,878	12,308
Motor vehicle	-	896
TOTAL DEPRECIATION OF NON CURRENT ASSETS	53,684	23,739
TOTAL DEPRECIATION EXPENSES	53,684	23,739
4 CASH AND CASH EQUIVALENTS		
Cash at bank and on hand	1,977,844	861,940
Commercial bills & term deposits	-	1,810,103
	1,977,844	2,672,043
5 OTHER FINANCIAL ASSETS		
Term deposits	51,150	51,150
	51,150	51,150
6 TRADE AND OTHER RECEIVABLES (CURRENT)		
Trade debtors	484,620	8,327
	484,620	8,327

NOTES TO THE FINANCIAL STATEMENTS (CONT)

	2018 \$	2017 \$
7 OTHER CURRENT ASSETS		
Accrued interest	4,717	12,460
GST receivable	141,578	350,653
Prepaid Expenses	39,398	1,959,465
Accrued Income	2,624	23,698
GC2018 Marketing Rights Receivable	1,129,047	-
Other Debtors and Receivables (Amount due from related party in next 12 months)	-	5,000,000
	1,317,364	7,346,276
8 PLANT AND EQUIPMENT		
FIXTURE AND FITTINGS		
At cost	181,910	179,473
Accumulated depreciation	(48,185)	(14,807)
	133,725	164,666
COMPUTER EQUIPMENT		
At cost	94,975	92,404
Accumulated depreciation	(76,378)	(71,669)
	18,597	20,735
OFFICE EQUIPMENT		
At cost	37,450	28,785
Accumulated depreciation	(19,326)	(13,301)
	18,123	15,484
TOTAL PLANT AND EQUIPMENT		
Cost	314,335	300,662
Accumulated depreciation	(143,889)	(99,777)
TOTAL WRITTEN DOWN AMOUNT	170,444	200,885
9 INTANGIBLE ASSETS		
Trademarks	11,747	11,747
Accumulated amortisation	(11,747)	(11,747)
	-	-

NOTES TO THE FINANCIAL STATEMENTS (CONT)

	2018	2017
	\$	\$
10 OTHER FINANCIAL ASSETS (NON CURRENT)		
Amount owed from related party – Australian Commonwealth Games Foundation	32,307,505	24,519,821
11 TRADE AND OTHER PAYABLES		
Trade creditors	94,543	68,362
Trade and Other Payables	127,199	73,145
	221,742	141,312
12 INCOME IN ADVANCE		
CURRENT		
Marketing rights	-	873,413
13 PROVISIONS		
CURRENT		
Employee entitlements	92,675	57,622
NON CURRENT		
Employee entitlements	17,390	5,454
14 ACCUMULATED MEMBER FUNDS		
Balance at the beginning of year	33,726,551	31,916,653
Profit for the year	2,256,419	1,809,898
Balance at end of year	35,982,970	33,726,551

NOTES TO THE FINANCIAL STATEMENTS (CONT)

15 COMMITMENTS		
Operating lease commitments		
Non-cancellable operating leases contracted for but not recognised in the financial statements		
Payable – minimum lease payments		
	\$	
Not later than 12 months	78,778	
Between 12 months and 5 years	220,446	
Later than 5 years	-	
	299,224	

Other expenditure		
At 30 June 2018, the Association had other expenditure commitments of \$281K (2017: \$3.6M) in respect of grant funding for Program Sports and athletes to be paid within the next 12 months, not yet recognized in the financial statements.		

16 EVENTS AFTER THE REPORTING PERIOD
Following Member approval at a Special General Meeting of the Australian Commonwealth Games Association on 25 August, 2018, the Association will become a Company Limited by Guarantee with a new Constitution at the next AGM due to be held on 17 November, 2018. There will be no change in accounting practices as a result of this change.

17 RELATED PARTIES		
The AUSTRALIAN COMMONWEALTH GAMES FOUNDATION LIMITED ("the company") is a company limited by guarantee and is the Trustee of the Australian Commonwealth Games Foundation. The Articles of Association of the AUSTRALIAN COMMONWEALTH GAMES FOUNDATION LIMITED prescribe that the members of the Company shall be the members of the Board of Management of the Australian Commonwealth Games Association Inc. from time to time. The Articles of Association further prescribes that a member of the Board of Management of the Australian Commonwealth Games Association Inc. on being and deemed to be admitted to membership of the Company shall likewise be and be deemed to be appointed to be a Director and that the President of the Australian Commonwealth Games Association Inc. presides as Chairman of the Company.	AUSTRALIAN COMMONWEALTH GAMES ASSOCIATION INC. The Australian Commonwealth Games Association Inc. is the primary beneficiary of the Australian Commonwealth Games Foundation Trust. Members of the Board of Management of the Association: Mr S Coffa AM JP (President), Mr M Victor OAM (Vice President), Ms G Brown (Vice President), Mr C Phillips (Chief Executive Officer), Mr N Dalrymple, Ms M Fechner, Ms L Grantham, Mr G Harrison, Mr B Hartung, Mr B Houston, Mr S Houston, Mr G Johnson, Mr L Jones, Ms A Lord OAM, Mr D Mandel, Mr A Moore, Mr D O'Leary, Mr J Saul, Mr E Tanner, Mr A Vallentine, Mr B Whitaker.	The Board of Management is comprised of a representative from each member sport of the Association and an Executive (which is non-voting). The Board of Management is responsible for making decisions that benefit its member sports. These decisions are based on the principles of arm's length agreements and the risk of any conflicts are minimised due to the size of the Board of Management and robust internal management practices.

BOARD OF MANAGEMENT'S DECLARATION

The Board of Management has determined that this special purpose financial report should be prepared in accordance with the accounting policies outlined in Note 1 to the financial statements.

In accordance with a resolution of the Management of Australian Commonwealth Games Association Incorporated, we state that:

In the opinion of the Board of Management:

(a) the financial statements and notes of the Association present fairly in accordance with the *Associations Incorporations Act (ACT) 1991* including:

(i) giving a true and fair view of the Association's financial position as at 30 June 2018 and its performance for the year ended on that date; and

(ii) complying with Accounting Standards in Australia to the extent described in Note 1 to the financial statements and the *Associations Incorporations Act (ACT) 1991*; and

(b) there are reasonable grounds to believe that the Association will be able to pay its debts as and when they become due and payable.

(c) the Association is not a reporting entity.

This statement is made in accordance with a resolution of the Board.

On behalf of the Board



S Coffa AM JP

President



C Phillips

Chief Executive Officer

Date: 17 October 2018





Independent auditor's report

To the Board of Management members of Australian Commonwealth Games Association Incorporated

Our opinion

In our opinion the accompanying financial report gives a true and fair view of the financial position of Australian Commonwealth Games Association Incorporated (the Association) as at 30 June 2018 and of its financial performance and its cash flows for the year then ended in accordance with *Associations Incorporations Act (ACT) 1991*.

What we have audited

The financial report comprises:

- the statement of financial position as at 30 June 2018
- the statement of comprehensive income for the year then ended
- the statement of changes in equity for the year then ended
- the statement of cash flows for the year then ended
- the notes to the financial statements, which include a summary of significant accounting policies
- the declaration of the Board of Management.

Basis for opinion

We conducted our audit in accordance with Australian Auditing Standards. Our responsibilities under those standards are further described in the *Auditor's responsibilities for the audit of the financial report* section of our report.

We believe that the audit evidence we have obtained is sufficient and appropriate to provide a basis for our opinion.

Independence

We are independent of the Association in accordance with the ethical requirements of the Accounting Professional and Ethical Standards Board's APES 110 *Code of Ethics for Professional Accountants* (the Code) that are relevant to our audit of the financial report in Australia. We have also fulfilled our other ethical responsibilities in accordance with the Code.

Emphasis of matter - basis of accounting and restriction on distribution and use

We draw attention to Note 1 in the financial report, which describes the basis of accounting. The financial report has been prepared to assist Australian Commonwealth Games Association Incorporated to meet the requirements of the *Associations Incorporations Act (ACT) 1991*. As a result, the financial report may not be suitable for another purpose. Our report is intended solely for Australian Commonwealth Games Association Incorporated and should not be distributed to or used by parties other than Australian Commonwealth Games Association Incorporated. Our opinion is not modified in respect of this matter.

Other information

The Board of Management members are responsible for the other information. The other information comprises the information included in the Annual Report for the year ended 30 June 2018, including the President's Report, Chief Executive Officer's Report and Corporate update, but does not include the financial report and our auditor's report thereon.

PricewaterhouseCoopers, ABN 52 780 433 757
2 Riverside Quay, SOUTHBANK VIC 3006, GPO Box 1331, MELBOURNE VIC 3001
T: 61 3 8603 1000, F: 61 3 8603 1999, www.pwc.com.au

Liability limited by a scheme approved under Professional Standards Legislation.



Our opinion on the financial report does not cover the other information and accordingly we do not express any form of assurance conclusion thereon.

In connection with our audit of the financial report, our responsibility is to read the other information identified above and, in doing so, consider whether the other information is materially inconsistent with the financial report or our knowledge obtained in the audit, or otherwise appears to be materially misstated.

If, based on the work we have performed on the other information obtained prior to the date of this auditor's report, we conclude that there is a material misstatement of this other information, we are required to report that fact. We have nothing to report in this regard.

Responsibilities of the members for the financial report

Management are responsible for the preparation of the financial report that gives a true and fair view in accordance with *Associations Incorporation Act (ACT) 1991*, and for such internal control as management determine is necessary to enable the preparation of the financial report that is free from material misstatement, whether due to fraud or error.

In preparing the financial report, management is responsible for assessing the ability of the Association to continue as a going concern, disclosing, as applicable, matters related to going concern and using the going concern basis of accounting unless management either intend to liquidate the Association or to cease operations, or have no realistic alternative but to do so.

Auditor's responsibilities for the audit of the financial report

Our objectives are to obtain reasonable assurance about whether the financial report as a whole is free from material misstatement, whether due to fraud or error, and to issue an auditor's report that includes our opinion. Reasonable assurance is a high level of assurance, but is not a guarantee that an audit conducted in accordance with the Australian Auditing Standards will always detect a material misstatement when it exists. Misstatements can arise from fraud or error and are considered material if, individually or in the aggregate, they could reasonably be expected to influence the economic decisions of users taken on the basis of the financial report.

A further description of our responsibilities for the audit of the financial report is located at the Auditing and Assurance Standards Board website at: http://www.auasb.gov.au/auditors_responsibilities/ar4.pdf. This description forms part of our auditor's report.


PricewaterhouseCoopers


Andrew Barlow
Partner

Melbourne
17 October 2018